

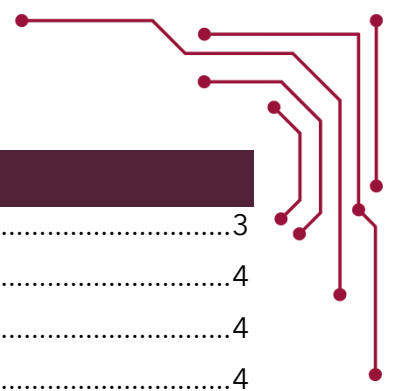


# Corpay<sup>^</sup>

Upcoming Releases  
Scheduled for Deployment on  
09.11.2025

*All items and release schedules are subject to change at the discretion of the business without prior notice. Availability, specifications, and timing may be adjusted based on operational needs and other business considerations.*

*The visibility of the improvements depends on your enabled modules and Company configuration. Consequently, some of the improvements may not be visible to you.*



# Table of Contents

Release Note Highlights.....	3
Cards on Corpay Complete.....	4
Completed Work Stories.....	4
Completed Bug Fixes.....	4
Additional Training and Support Resources.....	4
Expenses on Corpay Complete .....	5
Completed Work Stories.....	5
Completed Bug Fixes.....	5
Additional Training and Support Resources.....	5
Mobile on Corpay Complete.....	6
Completed Work Stories.....	6
Additional Training and Support Resources.....	9
Payment Automation on Corpay Complete .....	10
Completed Bug Fixes.....	10
Additional Training and Support Resources.....	10

## Release Note Highlights

[Revised Report tab for Expense Reports with Violations](#)

[Corrections Tab for Policy Violations for Expense Reports](#)

[Updating Edit Expense Tab for Policy Violations](#)

---

## Cards on Corpay Complete

### Completed Work Stories

Description
<p><b>Payment Confirmation modal should close when user hits "Submit Payment" button</b></p> <p>To help avoid duplicate payments, the Payment Confirmation modal now closes with an error message if a payment fails, preventing users from clicking "Submit Payment" multiple times. This change streamlines the paydown process and reduces the risk of accidental duplicate payments for card customers.</p>

### Completed Bug Fixes

Description
<p><b>Cardholder Usage Report to match Totals Transaction Grid totals</b></p> <p>Fixed a date filter bug on the Cardholder Usage report that caused report totals to differ from the Transactions grid. This update ensures that when users run cardholder usage reports for specific billing cycles, the totals now match those in the Transaction Grid, eliminating confusion and improving monthly invoice reconciliation. Previously, mismatched dates caused discrepancies, requiring users to rely on workarounds.</p>
<p><b>Transaction Listing Report</b></p> <p>Fixed a bug where the Transaction Listing report would fail to generate for certain date range filters. Users can now reliably generate transaction reports without encountering failures, improving reporting accuracy and usability.</p>
<p><b>Field data is not removing from 'Edit Driver Id' / 'Edit Vehicle Id' Form</b></p> <p>Fixed a bug where deleting values from certain fields while editing fleet Driver or Vehicle IDs weren't removed properly from the form. This update ensures that users can accurately remove and update driver or vehicle information, improving data integrity in fleet management.</p>

### Additional Training and Support Resources

Location	Description
Client Facing	Visit the <a href="#">Cards Module</a> support page.

## Expenses on Corpay Complete

### Completed Work Stories

Description
<p><b>Remove Save Draft Button</b></p> <p>This story removes the save draft button from new expense items. Users will no longer accidentally move items to draft status, which previously limited visibility to only the creator. The update improves transparency and workflow by ensuring expense items remain visible to administrators.</p>

### Completed Bug Fixes

Description
<p><b>Transaction Date is incorrectly pulling as Creation Date</b></p> <p>The Expense Transaction Coding report was corrected to pull the actual transaction date from receipts instead of the creation date. This update allows users to reconcile expense reports accurately with monthly invoices, improving reporting reliability for ERP imports.</p>
<p><b>User is unable to preview image on the details page</b></p> <p>Fixed a bug where certain JPEG or PNG image attachments were not previewing on the details page across multiple modules. Users can now view receipt and document previews as expected, enhancing usability and workflow efficiency.</p>

### Additional Training and Support Resources

Location	Description
Client Facing	Visit the <a href="#">Expenses Module</a> support page.

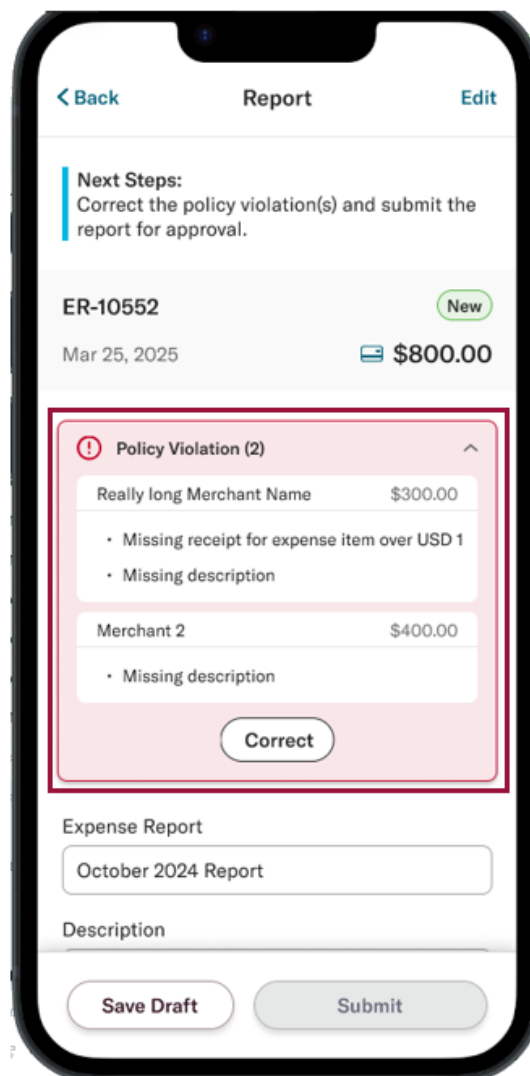
# Mobile on Corpay Complete

## Completed Work Stories

### Description

#### Revised Report tab for Expense Reports with Violations

This story has created a summary view of policy violations on Expense Reports that allows users to click into violations and clear them directly from the Expense Report page. The update makes it easier for users to identify and resolve policy violations, streamlining the expense report correction process.



## Description

### Corrections Tab for Policy Violations for Expense Reports

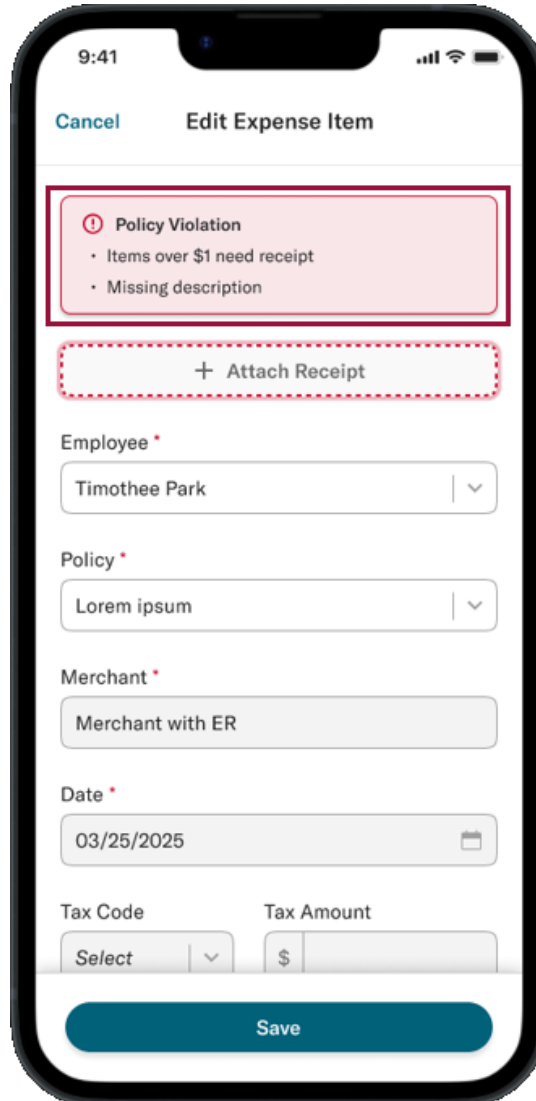
When an expense report has violations, the app now helps users clear these violations quickly. Pressing "Correct" in the violation box brings the user to a new tab to address the first violation(s) of the first expense item, with the ability to save and move to the next item until all are clear. This enhancement simplifies the workflow for resolving expense report violations.

The screenshot shows a mobile application interface for correcting policy violations. At the top, the status bar displays the time 9:41, signal strength, Wi-Fi, and battery icons. The app header includes a "Cancel" button on the left and the title "Policy Violations" in the center. Below the header, navigation options "Previous", "Expense Item 1 of 2", and "Next" are visible. The main content area features a red-bordered box with a warning icon and the text "Policy Violation" followed by a bulleted list: "Items over \$1 need receipt" and "Missing description". Below this is a dashed box containing a plus sign and the text "Attach Receipt", with a small receipt image placeholder. The form includes several fields: "Employee \*" with a dropdown menu showing "Timothee Park", "Policy \*" with a dropdown menu showing "Lorem ipsum", "Merchant \*" with a text input field containing "Merchant with ER", and "Date \*" with a date picker. At the bottom, there are two buttons: "Save" and "Save and Next".

## Description

### Updating Edit Expense Tab for Policy Violations

The app has been enhanced by highlighting policy violations at the top of the page in a pink box. This brings attention to what the user must do to clear the violation, making it easier for users to resolve issues and submit compliant expense items.



## Description

### **Adding Description to the Card Transaction Page**

"Receipt Notes" has been added to the Transaction detail page so users can reference the receipt they uploaded. This update improves the user experience by providing more context for card transactions, especially in the freemium version of the app.

## **Additional Training and Support Resources**

Location	Description
Client Facing	Visit the <a href="#">Cards Module</a> support page.
Client Facing	Visit the <a href="#">Expenses Module</a> support page.

## Payment Automation on Corpay Complete

### Completed Bug Fixes

Description
<b>Invoices marked as duplicate, but showing as processing</b> Resolved an issue where an error message was displayed in the payment file upload details stating that invoices were rejected as duplicates, when in fact they were created. This update clarifies invoice status for users, reducing confusion during payment processing.

### Additional Training and Support Resources

Location	Description
Client Facing	Visit the <a href="#">Payments Module</a> support page.