

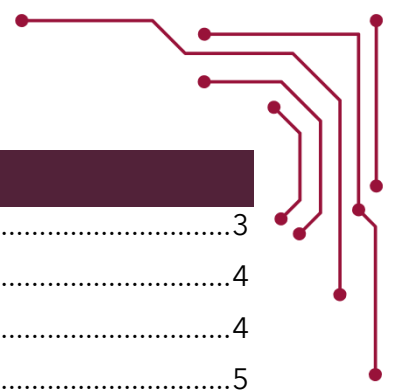


# Corpay<sup>^</sup>

## Production Release Notes 8.28.2025

*All items and release schedules are subject to change at the discretion of the business without prior notice. Availability, specifications, and timing may be adjusted based on operational needs and other business considerations.*

*The visibility of the improvements depends on your enabled modules and Company configuration. Consequently, some of the improvements may not be visible to you.*



## Table of Contents

Release Note Highlights.....	3
Cards on Corpay Complete.....	4
Completed Work Stories.....	4
Completed Bug Fixes.....	5
Additional Training and Support Resources.....	6
Expenses on Corpay Complete .....	7
Completed Work Stories.....	7
Completed Bug Fixes.....	8
Additional Training and Support Resources.....	8
Mobile on Corpay Complete.....	9
Completed Work Stories.....	9
Completed Bug Fixes.....	12
Additional Training and Support Resources.....	12
Invoice Automation on Corpay Complete.....	13
Completed Work Stories.....	13
Completed Bug Fixes.....	14
Additional Training and Support Resources.....	14
Payment Automation on Corpay Complete .....	15
Completed Bug Fixes.....	15
Additional Training and Support Resources.....	15

## Release Note Highlights

[Reduced Clicks and Improved User Experience on Mobile App](#)

[Improved Date Selection for Scheduled Reports](#)

[Added Final Approval Date Filter to Expense Report Grid](#)

[New Mobile Card Details Page for Corpay Complete](#)

[Cardholders Can Now Block Their Cards via Mobile App](#)

[Added Sorting to Approver Pending Column in Invoice Grid](#)

---

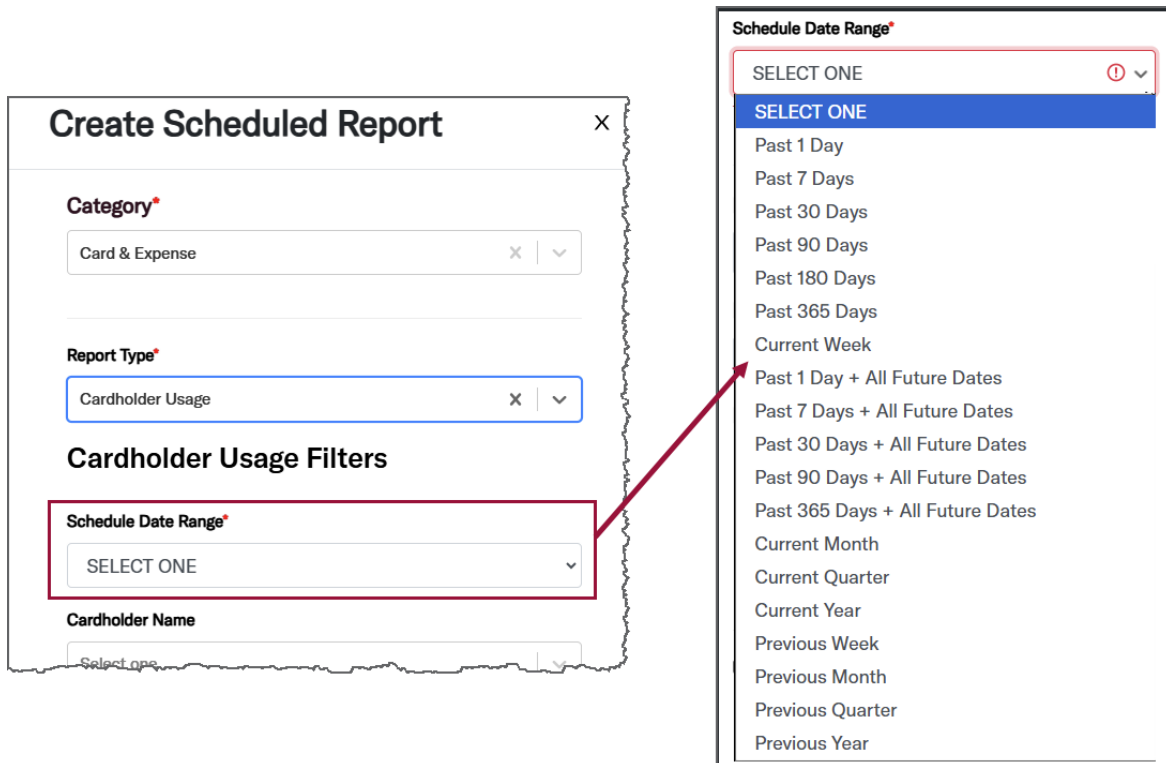
# Cards on Corpay Complete

## Completed Work Stories

### Description

#### Improved Date Selection for Scheduled Reports

Users scheduling reports in the Reports module can now choose from preset time periods instead of manually selecting specific start and end dates. This enhancement ensures that scheduled reports consistently reflect the correct data range, reducing errors and improving report accuracy.



The image shows a screenshot of the 'Create Scheduled Report' form. The form includes fields for 'Category' (set to 'Card & Expense'), 'Report Type' (set to 'Cardholder Usage'), and 'Cardholder Name'. A red box highlights the 'Schedule Date Range' dropdown menu, which is expanded to show a list of preset time periods. A red arrow points from the dropdown menu in the form to the expanded list.

**Create Scheduled Report**

**Category\***  
Card & Expense

**Report Type\***  
Cardholder Usage

**Cardholder Usage Filters**

**Schedule Date Range\***  
SELECT ONE

**Cardholder Name**  
Select one

**Schedule Date Range\***

- SELECT ONE
- SELECT ONE
- Past 1 Day
- Past 7 Days
- Past 30 Days
- Past 90 Days
- Past 180 Days
- Past 365 Days
- Current Week
- Past 1 Day + All Future Dates
- Past 7 Days + All Future Dates
- Past 30 Days + All Future Dates
- Past 90 Days + All Future Dates
- Past 365 Days + All Future Dates
- Current Month
- Current Quarter
- Current Year
- Previous Week
- Previous Month
- Previous Quarter
- Previous Year

## Completed Bug Fixes ✂

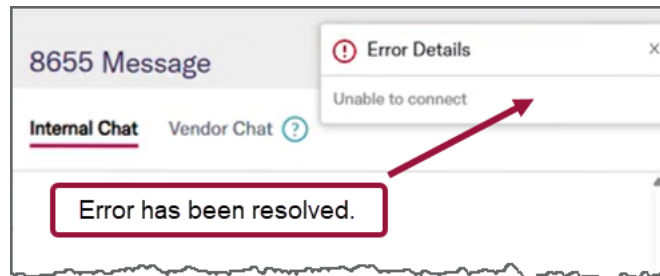
### Description

#### Improved Filtering and UI Alignment in Rebates Grid

This update resolves multiple issues in the Rebates section, including misaligned grid headers, inconsistent checkbox behavior, and incorrect filtering results in the Month and Year columns. Users will now experience smoother interactions with the grid, accurate filtering based on selected criteria, and a more visually consistent layout, improving usability and data accuracy.

#### Fixed Server Error When Messaging from All Cards Grid

Users will no longer encounter an internal server error when clicking the message icon in the All Cards grid. The messaging functionality now works seamlessly, ensuring uninterrupted communication and a more reliable user experience.



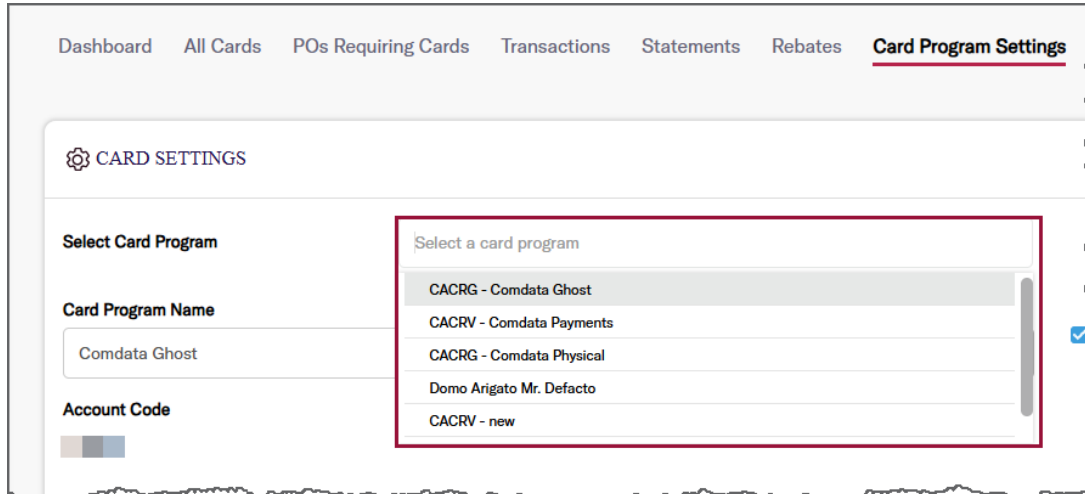
#### Resolved Connection Error in Card Issuance Workflow

This fix eliminates the "Unable to Connect" error that appeared when issuing cards via the POs Requiring Cards grid and related pages. Users can now complete card issuance tasks without disruption, improving operational efficiency.



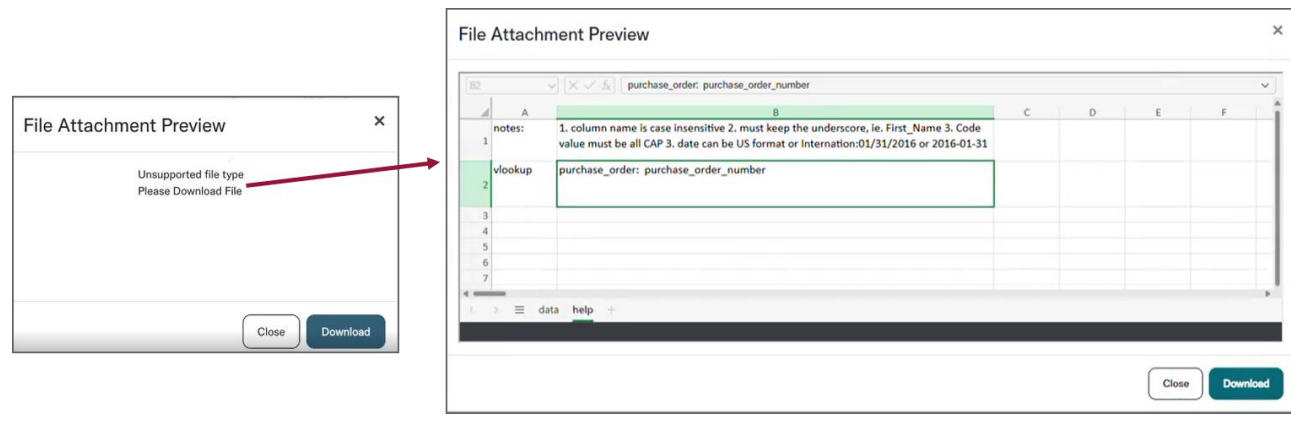
## Fixed Display of Inactive Card Programs in Settings Dropdown

Inactive card programs will no longer appear in the Card Program Settings dropdown, preventing confusion and ensuring only active programs are selectable. This improves data integrity and user clarity when managing card programs.



## Restored Document Preview Functionality on Statement Details Page

The File Attachment Preview functionality was showing an error message when trying to preview the attachment. Users can once again preview documents directly from the Statement Details page. This fix improves accessibility and reduces the need to download files for review, streamlining the document verification process.



## Additional Training and Support Resources

Location	Description
Client Facing	Visit the <a href="#">Cards Module</a> support page.

# Expenses on Corpay Complete

## Completed Work Stories

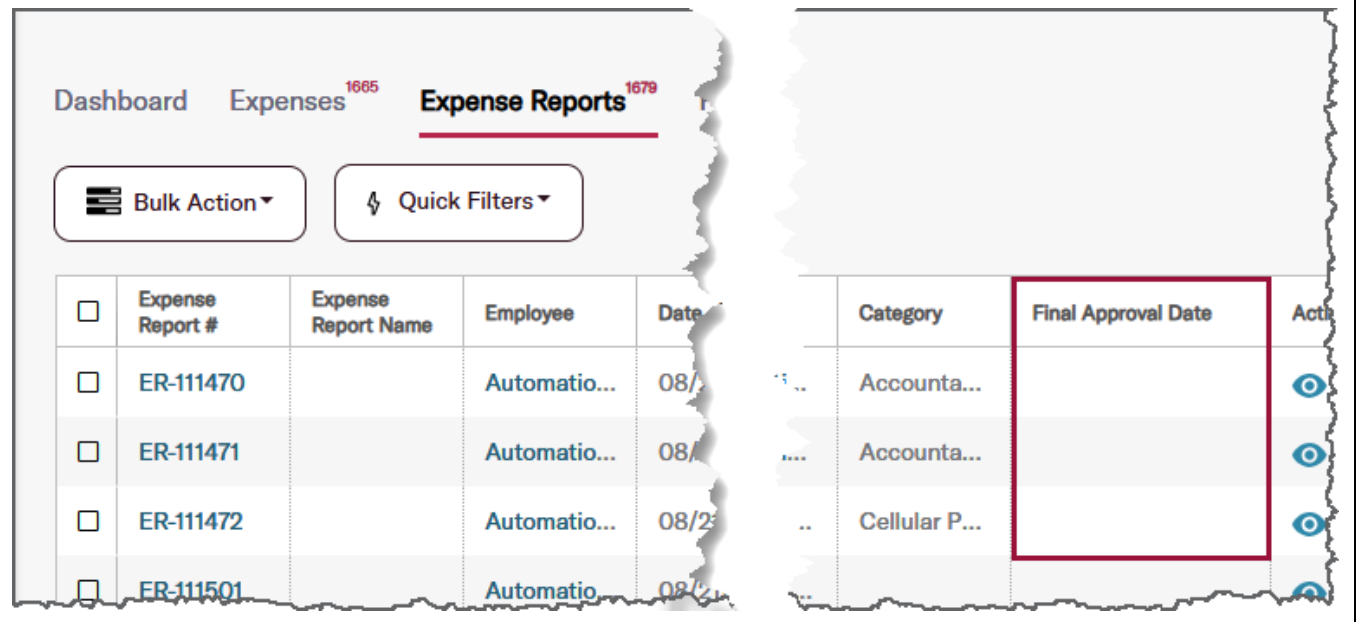
### Description

#### Exclude Specific Cardholders from Automatic Expense Creation

Admins can now exclude individual users from automatic expense creation via a checkbox on the user profile page. This gives organizations more control over expense workflows while still allowing manual expense creation for excluded users.

#### Added Final Approval Date Filter to Expense Report Grid

Users can now filter expense reports by Final Approval Date, making it easier to locate completed reports or those requiring action. This enhancement improves navigation and speeds up report management.



The screenshot displays the 'Expense Reports' section of a dashboard. At the top, there are navigation links for 'Dashboard', 'Expenses' (with a count of 1665), and 'Expense Reports' (with a count of 1679). Below the navigation are two buttons: 'Bulk Action' and 'Quick Filters'. The main content is a table with the following columns: 'Expense Report #', 'Expense Report Name', 'Employee', 'Date', 'Category', 'Final Approval Date', and 'Action'. The 'Final Approval Date' column is highlighted with a red border. The table contains several rows of data, including reports with IDs ER-111470, ER-111471, ER-111472, and ER-111501.

Expense Report #	Expense Report Name	Employee	Date	Category	Final Approval Date	Action
<input type="checkbox"/> ER-111470		Automatio...	08/...	Accounta...		
<input type="checkbox"/> ER-111471		Automatio...	08/...	Accounta...		
<input type="checkbox"/> ER-111472		Automatio...	08/2...	Cellular P...		
<input type="checkbox"/> ER-111501		Automatio...	08/2...			

## Completed Bug Fixes

Description
<b>Fix for Duplicate Receipt Attachments</b> We resolved an issue where receipts were incorrectly attaching to older purchases that already had receipts. Previously, multiple receipts could be linked to the same purchase, causing confusion for users. With this update, the system now ensures that each purchase can only have one receipt attached, preventing duplicate matches and improving accuracy in expense tracking
<b>Ability to Clear \$0 Transactions</b> We fixed an issue where \$0 expenses were being pushed as transactions but could not be coded or submitted, leaving them stuck in the system. With this update, users can now submit and clear \$0 expenses, preventing clutter and ensuring a smoother expense management experience.

## Additional Training and Support Resources

Location	Description
Client Facing	Visit the <a href="#">Expenses Module</a> support page.

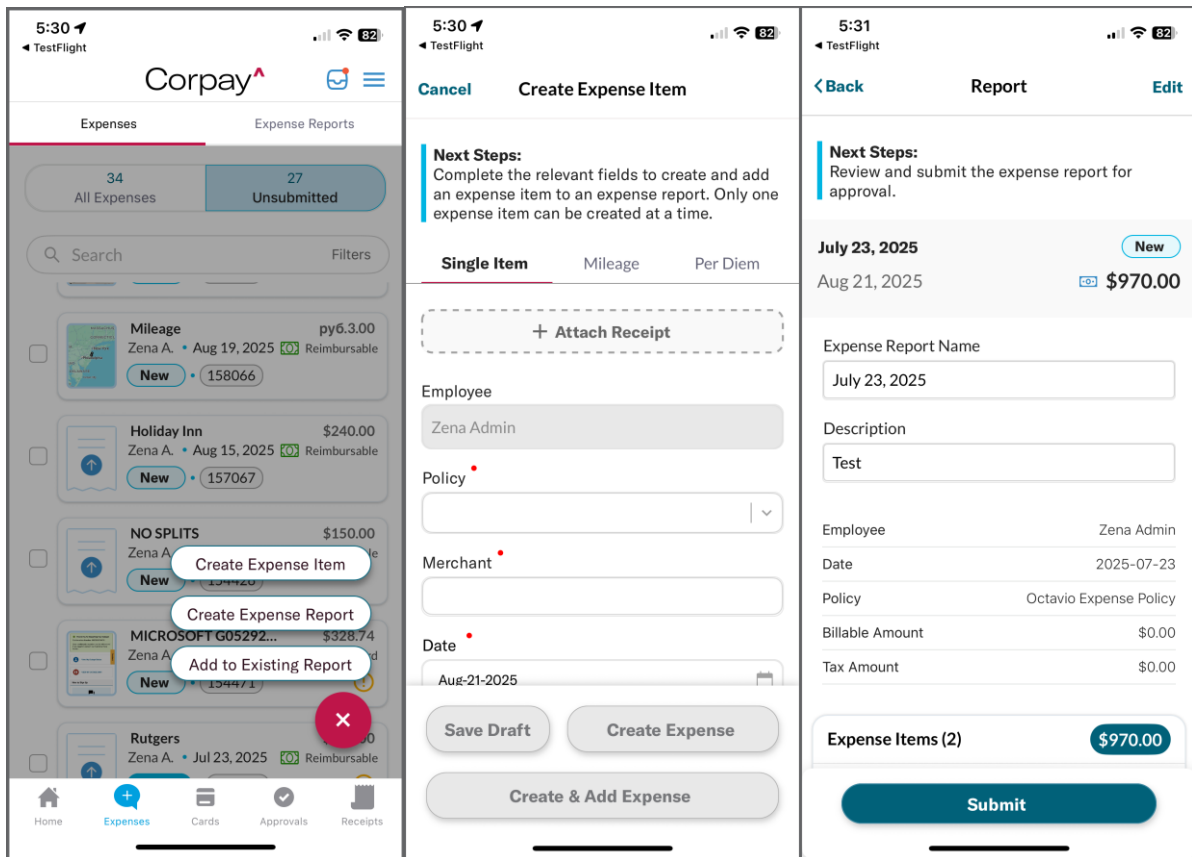
# Mobile on Corpay Complete

## Completed Work Stories

### Description

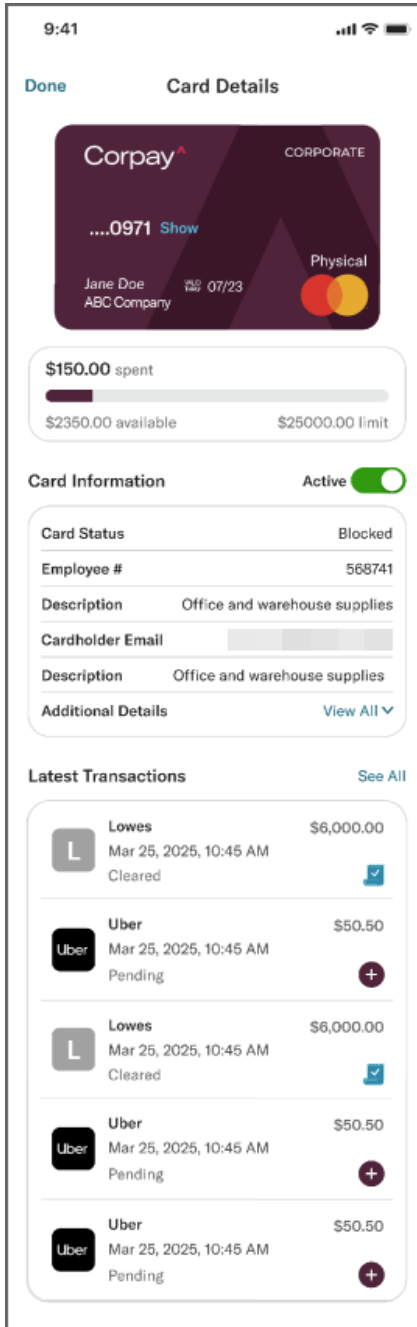
#### Reducing Clicks and Improving Workflow for Mobile Design

This initiative improved the workflow by creating a page with tabs for single item, mileage and per diem expenses. These tabs have updated pages and a more user friendly workflow. It added the ability to create an expense using the "+" fab on the Expense listing grid. It also allows the user to select the expenses they want added to a report first and then adding to a report. The expense report page was also upgraded to hold the save/submit buttons on the bottom of the page for easier use.



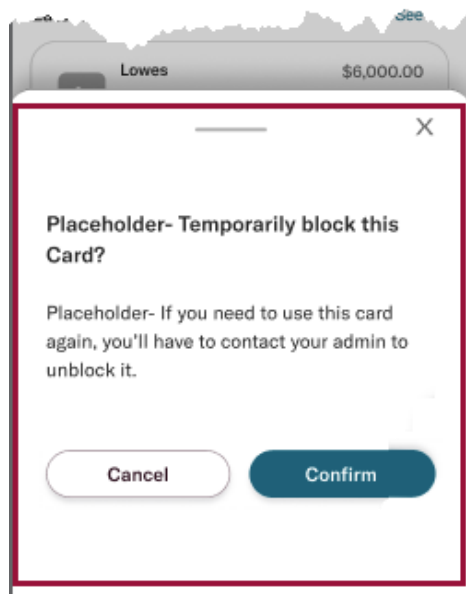
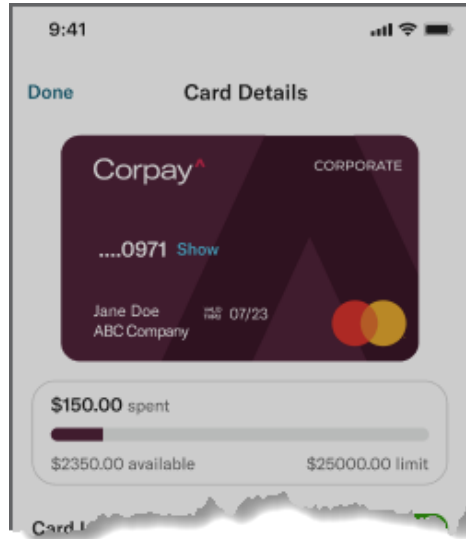
## New Mobile Card Details Page for Corpay Complete

Mobile users can now tap a card image to access a detailed view showing card status, amount spent, available balance, and recent transactions. This mirrors the web experience and provides more transparency and control on the go.



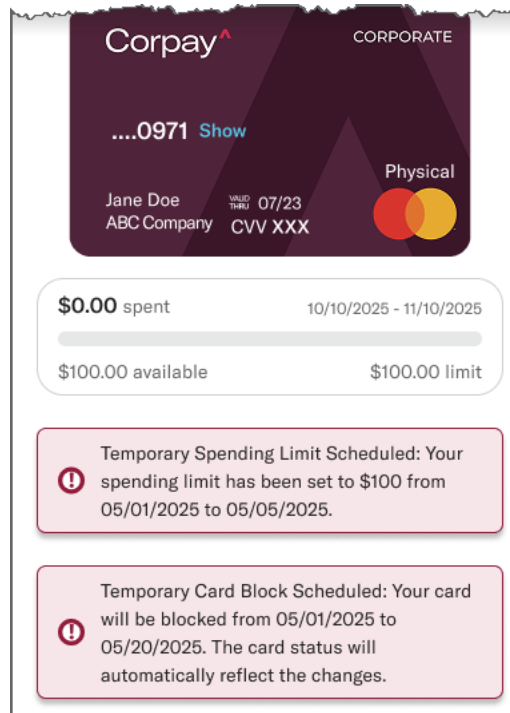
## Cardholders Can Now Block Their Cards via Mobile App

In cases of suspected fraud or lost/stolen cards, users can now block their cards directly from the mobile app. Once blocked, the card cannot be unblocked by the user, ensuring security until an admin intervenes.



## View Spend and Status for Temporarily Blocked Cards

Users can now see the status and spend limit of temporarily blocked cards directly on the Card Details page in the mobile app. This provides clarity and helps users understand card restrictions at a glance.



## Completed Bug Fixes

### Description

#### Fixed Broken Links in Mobile Expense Report Listing

In some cases, a link was blinking, but not opening the item or report. Users can now successfully navigate to expense items and reports from the mobile app. This fix restores expected functionality and improves mobile workflow reliability.

## Additional Training and Support Resources

Location	Description
Client Facing	Visit the <a href="#">Cards Module</a> support page.
Client Facing	Visit the <a href="#">Expenses Module</a> support page.

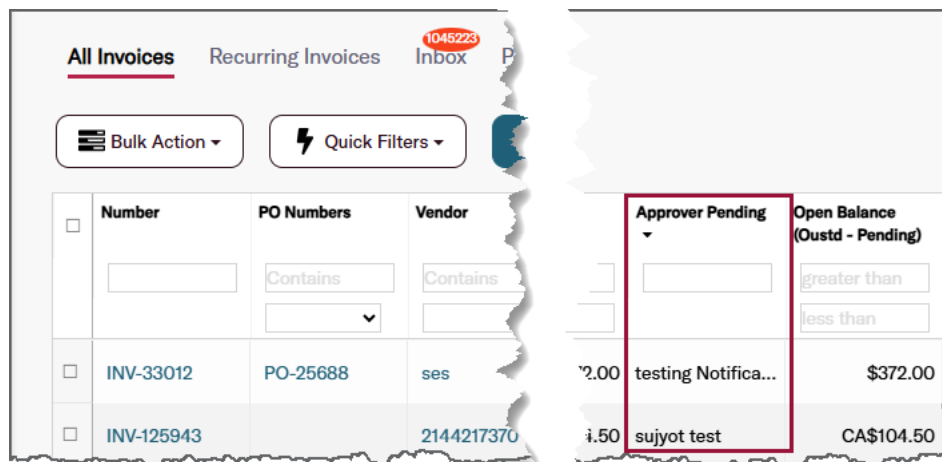
# Invoice Automation on Corpay Complete

## Completed Work Stories

### Description

#### Added Sorting to Approver Pending Column in Invoice Grid

Users can now sort the "Approver Pending" column alphabetically, making it easier to locate and manage invoices based on assigned approvers. This enhancement improves review efficiency and user navigation



#### Improved Performance of Invoice Accrual Report

The Invoice Accrual Report has been optimized to allow users to pull more results consistently. This update enhances reporting capabilities and supports better financial analysis for clients. .

#### Enhanced Credit Memo (CM) Accrual Report for Greater Data Retrieval

Similar to the Invoice Accrual Report, the Credit Memo (CM) Accrual Report has been optimized to support larger data pulls. Users can now generate more comprehensive reports with improved reliability

## Completed Bug Fixes ✂

Description
<b>Fixed Project Filtering Based on Subsidiary Selection</b>  Projects in the Line Items and Expenses sections are now correctly filtered based on the selected subsidiary. This fix restores expected hierarchy behavior and ensures accurate data entry in the invoice form.

## Additional Training and Support Resources 📖

Location	Description
Client Facing	Visit the <a href="#">Invoices Module</a> support page.
Client Facing	Visit the <a href="#">Purchase Orders Module</a> support page.

## Payment Automation on Corpay Complete

### Completed Bug Fixes

Description
<b>Corrected Subsidiary Matching for Credit Memos</b> Resolved an issue where credit memos were being applied incorrectly to payments for subsidiaries. Now, when a subsidiary is present, a validation has been put in place to ensure that the credit memo matches the subsidiary associated with the invoice. This change ensures that all payment applications are accurate and properly allocated.
<b>Resolved False Duplicate Error in Invoice Uploads</b> Fixed a bug where invoices were incorrectly flagged as duplicates during file uploads, even though they were successfully created. This update improves invoice processing accuracy and reduces confusion during uploads.

### Additional Training and Support Resources

Location	Description
Client Facing	Visit the <a href="#">Payments Module</a> support page.